



SECURA MESH PARTITION SYSTEM®



SECURA MESH PARTITION SYSTEM®

An AMICO Secura Mesh Partition System will meet your security requirements, offering the advantage of easy assembly while providing strength, visibility and ventilation. The ASM Partition System is modular, stackable and made of all welded construction framework. The Secura Mesh filler for each partition is made from a sheet of steel that is simultaneously slit and stretched into a rigid, open mesh design making one continuous sheet that, if cut, will not unravel at the strands. The partitions are fabricated in sizes to fit the simplest to the most complex of floor layouts without cutting or welding.

SYSTEM DESCRIPTION

AMICO Secura Mesh is too tough to cut with hand tools.

Modular to fit any space.

Stackable to secure any height opening.

Welded construction for strength and security.

Utilizing heavy duty 3/8" threaded fasteners

Fasteners are accessible only from inside the cage.

Easy to assemble.

No special tools are required for installation.

Good visibility both from inside and outside.

Offered with or without a 3/4" sweep-space.

Complete with doors and accessories such as:

- self closures

- electric and magnetic strikes

- keypad and card readers

POSTS AND PARTITIONS

Partitions are 1' to 10' wide and 4' or 5' high. Full height partition walls are built by stacking and bolting two or more partitions between posts. AMICO posts are configured for a standard 3/4" sweep-space, and project 2" above the partitions. Flush to floor partitions are made by modifying the post's standard hole schedule. Our standard partition can be used as ceilings, or walls. Stack partitions to any height by extending the length of the post.


STACKABLE PARTITIONS

Ten widths: 1'-0" to 10'-0" in one foot increments

Two heights: 4'-0" and 5'-0"

Standard Mesh Filler: AMICO ASM Secura Mesh

Standard Frame: 1 1/4" x 1 1/4" x 1/8" steel angle



Stackable panels allow any height partitions to be created

ADJUSTABLE PARTITIONS

For hard to measure areas, use our sheet metal adjustable partitions panel. It allows for width adjustments from 1-inch to 12-inches.

POSTS

Posts are set on 10'-2" centers

Stock post lengths: 8'-5 1/4", 10'-5 1/4", and 12'-5 1/4"

Standard hole schedule allows for a 3/4" sweep-space

Posts project 2" above the top of the partition

Special length posts are available up to 40'

Standard baseplate: 2" x 7" holes predrilled for anchors



Secura Mesh Cage with 8mil custom color

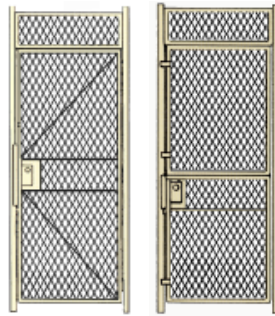


For more information on our security products, visit www.amico-securityproducts.com or call 800/366-2642.


SECURA MESH PARTITION SYSTEM®

DOORS

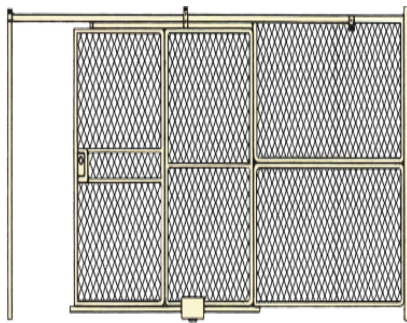
- Single hinged doors
- Double hinged doors
- Dutch doors
- Hinged doors with service windows
- Hinged doors with shelf
- Tunnel doors
- Vertical rise doors



SINGLE HINGED DOORS DUTCH DOORS



DOUBLE HINGED DOORS



SLIDING DOORS
3', 4', 5', 6', 8', or 10' Standard Widths

AMICO STANDARD DOOR FABRICATION

- Hinged doors are 3' or 4' wide
- Double doors are 6' or 8' wide
- Door height is 7'~3¼" high
- Transom panels are sized to match partition height
- Universal construction allows left or right hand swing and inside or outside swing
- Padlock lugs are standard
- Cylinder locks are standard on single swing doors
- Cylinder locks are available on dutch, double and sliding doors
- Complete with 2 posts and installation hardware



Decorative Expanded Metal

Numerous filler material options are available. Perforated metal, woven and welded wire as well as decorative expanded metal patterns such as Ornamesh, shown in the photographs left and right.

LOCKING DEVICES

- Standard thumb latch (inside)
- Standard key lock (outside)
- Double dead bolt (inside and outside)
- Door knob (inside)
- Lever handle (inside)
- ADA lever handles (inside and outside)
- Push paddles (inside)
- Panic bars (inside)
- Alarm locks (inside)
- 5-button coded access lock
- Coded Card Reader (used with electric mag lock or strike)
- 10-digit key pad (used with electric mag lock or strike)
- Electric magnetic lock (for sliding doors)
- Electric strike (for hinged doors)



Secura Mesh Cage with custom blue 8mil finish



Ornamesh cage with 6-ft wide sliding door

AMICO PARTITION LOCKING DEVICES

STANDARD FRONTS AND BACKS

STANDARD FRONT



(SF-1) Key Lock...
Standard Partition Lock

STANDARD BACKS



(SB-1) Recessed Thumb Turn Knob
Standard knob for partition lock

Keyed Options

- ◆ Standard locks are supplied keyed different.
- ◆ Keyed alike locks are available.
- ◆ Optional Master Keys are available.

Alternate Cylinders

- ◆ Best Cylinder® Complete
- ◆ Best Cylinder® Less Core
- ◆ Any 1" mortise cylinder

ALTERNATE FRONTS - works with any back shown below



(SF-2) Thumb Turn Latch... latches only does not lock.



(SF-3) Door Knob Entry... latches only does not lock.

ALTERNATE BACKS - works with any front shown below



(SB-2) Interior Key locks from both sides, keyed to match face side.



(SB-3) Door Knob typical size door knob for easy exit.



(SB-4) Lever Handle alternative to standard door knob. Meets ADA requirements.



SECURA MESH PARTITION SYSTEM®

CUSTOM MOUNTED LOCKSETS FOR EXPANDED METAL PARTITIONS

ELECTRICAL LOCKING DEVICES



(CE-1) Coded Card Reader activates electric strike or magnetic lock upon insertion of coded card. Ten cards supplied. Requires key pad controller for card activation.



(CE-2) Ten Digit Key Pad operates electric strike or magnetic lock upon entry of four-digit pass code. Programmable up to 64 different codes.



(CE-3) Electro-Magnetic Lock magnetically locks sliding gates securely closed. Requires card code reader, ten-digit key pad or remote push button to operate. **Available for sliding gates only.**



(CE-4) Electric Strike allows hinged gates to open when activated by encoded card, ten-digit key pad, or remote push button. Works with standard key locks. **Available on hinged gates only.**

SPECIALTY ENTRY AND EGRESS DEVICES

LEVER HANDLES



(CF-1) MASTER LOCK® ADA HANDLE meets ADA requirements, available with or without key lock. (Key Lock shown)



(CB-1) MASTER LOCK® ADA HANDLE meets ADA requirements, available with or without key lock. (Twist button lock shown)


CODED ENTRY



(CF-2) Five Button Coded Access Lock allows code or key entry. Match with push paddle or thumb turn knob inside.



(CB-2) Push Paddle hand sized paddle for quick exit. Match with key or five-digit push button lock.



(CB-3) Panic Bar... runs full width of door. Match with key or five-digit push button lock.



(CB-4) Alarm Lock... sounds battery powered alarm when opened. Available with or without exterior key access.

SECURA MESH PARTITION SYSTEM®

PART 1 – GENERAL

1.01 DESCRIPTION OF WORK

Included work is not limited to the manufacturing of the AMICO Secura Mesh Partition System® plus all complimentary accessories.

1.02 SECTION INCLUDES

Secura Mesh Partitions System®

1.03 REFERENCES

ASTM A123 Standard Specification for Zinc Coatings on Iron and Steel Products. ASTM A500 Standard Specification for Welded and Seamless Carbon Steel Structural Tubing in Rounds and Shapes. ASTM A1011 Specification for Steel, Sheet and Strip, Hot-Rolled, Carbon, Structural High Strength Low Alloy with Improved Formability ASTM F1267 Specification for Metal, Expanded Steel.

1.04 SUBMITTALS

Submittal to Architect through General Contractor prior to installation shall include, but is not limited to the manufacturer's product data, literature and details. Turn over keys for door locks to Owner at completion of project.

1.05 QUALITY ASSURANCE

Field measurements must be confirmed prior to fabrication. Engineering Drawings shall be reviewed, signed and approved by owner or owners' agent prior to fabrication.

1.06 STORAGE AND HANDLING

Materials shall be stored in a clean dry location with proper ventilation to avoid damage from moisture. Materials shall be protected against damage from weather, vandalism, and theft. In the event of freight damage, note freight bill and contact manufacturer immediately.

PART 2 – PRODUCTS

2.01 MANUFACTURER

Cages and Partitions shall be manufactured by Alabama Metal Industries Corporation (AMICO), Birmingham, AL. Tel 800/366-2642.

2.02 MATERIALS

A. Mesh filler Secura Mesh ASF .75-9R shall be manufactured from a sheet of steel that is simultaneously slit and stretched into a rigid, open mesh diamond making one continuous sheet that cannot unravel. The finished shape of the mesh opening shall be diamond. Conventional expanded metal products not meeting specified tensile strength and manufactured specifically for security purposes is NOT acceptable for this use.

B. Partition Panels Wall and ceiling panels shall utilize Secura Mesh *select one* [ASF .75-9R] [ASF.50-13R] [ASF1.5-9R] [ORNAMESH®] and be securely welded into a 1¼" x 1¼" x 1/8" hot rolled steel angle frames. Slotted holes

are provided for securing post to panels and panels to panels for walls and ceiling. 3¼" sweep space shall be provided. All erection hardware shall be furnished by the manufacturer. Partition mounting hardware shall be 3/8" standard thread grade 2 plated fasteners. Floor anchors shall be 3/8" wedge type.

C. Posts

One-piece post construction shall include 2" x 2" x 14GA hot rolled steel tubing cut to length with 2" x 7" x ¼" steel base plate welded to one end of the post. Posts shall be pre-drilled to accept hardware for mounting panels and doors, and posts to the floor. All posts shall be attached to the concrete subfloor using factory supplied wedge type anchor bolts.

D. Doors

Door type shall be [double swing] [single hinged doors] [double hinged doors] [dutch doors] [hinged doors with service windows] [hinged doors with shelf] [tunnel doors] [vertical rise doors] with Three 4" x 4" x 10GA tight pin hinges per swing door. Each door includes two posts, padlock lugs, [cylinder lock] and hardware. Door opening height shall be 7'-3¼". Width of opening shall be noted on drawings.

E. Locking Devices

Locking device shall be (specify standard mortise style self locking cylinder lock (outside) and thumb knob (inside) or Standard thumb latch (inside) [standard key lock] [double dead bolt] [door knob] [lever handle] [ADA lever handles] [push paddles] [panic bar] [alarm locks] [5-button coded access lock] [Coded Card Reader] [10-digit key pad] [Electric magnetic lock] [Electric strike].

F. Finish

Standard finish is 1-coat of gray acrylic enamel.

Option 1 The 8 mil AMICO Color Coated Finish shall be (specify standard gray, black, tan, white, yellow, orange, blue or red.

Option 2 Hot Dip Galvanized.

All threaded fasteners shall be zinc plated.

PART 3 – EXECUTION

3.01 INSTALLATION

Installation shall be in compliance with manufacturer's recommendation and working drawings. Install plumb, level, and securely anchored to floor and to other structural members where indicated. All posts shall be installed directly to the concrete subfloor. Raised flooring tiles shall be cut to allow the post to pass through the floor tile. All posts shall be connected to the deck above using the manufacturers' adjustable ceiling attachment fittings. Adjust doors for smooth, easy operation. Panel to panel and panel connections shall utilize 3/8" Grade 2 plated fasteners. Panels stack to reach the desired partition height.

QUALITY PRODUCTS COAST TO COAST



A GIBRALTAR INDUSTRIES COMPANY



ALABAMA METAL INDUSTRIES CORPORATION

3245 Fayette Avenue u Birmingham, AL 35208

800/366-2642 u Fax 205/786-6527

For information on other AMICO physical security products

Secura Fence System® - Security Mesh® - Secura Lath® - Secura Mesh Partition System® and Ornamesh®

see our website www.amico-securityproducts.com